


24V Constant Voltage Drivers - SPM Models



SPM-100-24



SPM-200-24



SPM-400-24

DC
24V

CV

ta
MAX 60°C

tc
MAX 70°C

PFC
λ ≥ 0,60

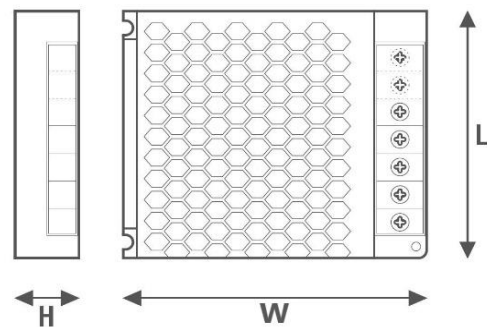
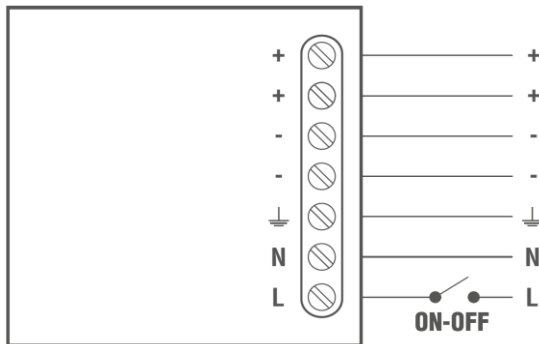
Technical Features

- Input voltage range: 110-240VAC
- Input frequency: 50 ~ 60Hz
- Constant voltage output: 24VDC
- Potentiometer for adjusting the output voltage: ±10%
- Power factor correction (PFC): λ ≥ 0,60
- Efficiency: 84 ~ 86%
- Operating ambient temperature Ta: -20°C ~ +60°C
- Humidity: 20% ~ 90% RH
- Max case temperature on Tc: 70°C
- Double output terminal for SPM-100 and SPM-200 models
- Triple output terminal for SPM-400 model
- Overload protection (OLP)
- Overvoltage protection (OVP)
- Short circuit protection (SCP)

General Characteristics

- IP20 Rating
- Metallic case
- Electric class protection I
- Equipped with clamp cover
- Screw input and output terminals
- One year warranty

Wiring diagrams



Model	Input voltage (VAC)	Input frequency (HZ)	Output power (W)	Output voltage (VDC)	Output current (A)	PFC (λ)	Dimensions (mm)			Weight (kg)
							W	L	H	
SPM-100-24	110-240	50~60	100	24	4.17	0,6	130	98	30	0,32
SPM-200-24			200		8.33		160	98	30	0,5
SPM-400-24			400		16.7		215	115	30	0,67